

AUDITED FINANCIAL STATEMENTS  
OF  
FRIENDLY SECURITIES (PRIVATE) LIMITED  
FOR THE YEAR ENDED  
JUNE 30, 2022

Rahman Sarfaraz Rahim Iqbal Rafiq  
Chartered Accountants  
KARACHI, LAHORE & ISLAMABAD



**Russell Bedford**  
taking you further

**Rahman Sarfaraz Rahim Iqbal Rafiq**

CHARTERED ACCOUNTANTS

Plot No. 180, Block-A, S.M.C.H.S.  
Karachi-74400, PAKISTAN.  
Tel. No.: (021) 34549345-9  
E-Mail :info@rsrir.com  
Website: www.rsrir.com  
Other Offices at  
Lahore - Rawalpindi / Islamabad

## INDEPENDENT AUDITORS' REPORT

To the members of Friendly Securities (Private) Limited

### REPORT ON THE AUDIT OF THE FINANCIAL STATEMENTS

#### Opinion

We have audited the annexed financial statements of M/s. Friendly Securities (Private) Limited (the Company), which comprise the statement of financial position as at June 30, 2022, and the statement of profit or loss, the statement of comprehensive income, the statement of changes in equity, the statement of cash flows for the year then ended, and notes to the financial statements, including a summary of significant accounting policies and other explanatory information ("the financial statements"), and we state that we have obtained all the information and explanations which, to the best of our knowledge and belief, were necessary for the purposes of the audit.

In our opinion and to the best of our information and according to the explanations given to us, the statement of financial position, statement of profit or loss, the statement of comprehensive income, the statement of changes in equity and the statement of cash flows together with the notes forming part thereof conform with the accounting and reporting standards as applicable in Pakistan and give the information required by the Companies Act, 2017 (XIX of 2017), in the manner so required and, respectively, give a true and fair view of the state of the Company's affairs as at June 30, 2022 and of the profit, total comprehensive income, the changes in equity and its cash flows for the year then ended.

#### Basis for Opinion

We conducted our audit in accordance with the International Standards on Auditing (ISAs) as applicable in Pakistan. Our responsibilities under those standards are further described in the Auditor's Responsibilities for the Audit of the Financial Statements section of our report. We are independent of the Company in accordance with the International Ethics Standards Board for Accountants' Code of Ethics for Professional Accountants as adopted by the Institute of Chartered Accountants of Pakistan (the Code) and we have fulfilled our other ethical responsibilities in accordance with the Code. We believe that the audit evidence we have obtained is sufficient and appropriate to provide a basis for our opinion.

#### Responsibilities of Management and Board of Directors for the Financial Statements

Management is responsible for the preparation and fair presentation of the financial statements in accordance with the accounting and reporting standards as applicable in Pakistan and the requirements of Companies Act, 2017 (XIX of 2017) and for such internal control as management determines is necessary to enable the preparation of financial statements that are free from material misstatement, whether due to fraud or error.

In preparing the financial statements, management is responsible for assessing the Company's ability to continue as a going concern, disclosing, as applicable, matters related to going concern and using the going concern basis of accounting unless management either intends to liquidate the Company or to cease operations, or has no realistic alternative but to do so.

Board of directors are responsible for overseeing the Company's financial reporting process.

Cont'd... P/2

A member of  
**Russell Bedford International**

A global network of independent accountancy firms,  
business consultants and specialist legal advisers.



**Russell Bedford**  
taking you further

**Rahman Sarfaraz Rahim Iqbal Rafiq**  
CHARTERED ACCOUNTANTS

Plot No. 180, Block-A, S.M.C.H.S.  
Karachi-74400, PAKISTAN.  
Tel. No.: (021) 34549345-9  
E-Mail: info@rsrir.com  
Website: www.rsrir.com  
Other Offices at  
Lahore - Rawalpindi / Islamabad

- : 2 : -

### Auditor's Responsibilities for the Audit of the Financial Statements

Our objectives are to obtain reasonable assurance about whether the financial statements as a whole are free from material misstatement, whether due to fraud or error, and to issue an auditor's report that includes our opinion. Reasonable assurance is a high level of assurance, but is not a guarantee that an audit conducted in accordance with ISAs as applicable in Pakistan will always detect a material misstatement when it exists. Misstatements can arise from fraud or error and are considered material if, individually or in the aggregate, they could reasonably be expected to influence the economic decisions of users taken on the basis of these financial statements.

As part of an audit in accordance with ISAs as applicable in Pakistan, we exercise professional judgment and maintain professional scepticism throughout the audit. We also:

- Identify and assess the risks of material misstatement of the financial statements, whether due to fraud or error, design and perform audit procedures responsive to those risks, and obtain audit evidence that is sufficient and appropriate to provide a basis for our opinion. The risk of not detecting a material misstatement resulting from fraud is higher than for one resulting from error, as fraud may involve collusion, forgery, intentional omissions, misrepresentations, or the override of internal control;
- Obtain an understanding of internal control relevant to the audit in order to design audit procedures that are appropriate in the circumstances, but not for the purpose of expressing an opinion on the effectiveness of the Company's internal control;
- Evaluate the appropriateness of accounting policies used and the reasonableness of accounting estimates and related disclosures made by management;
- Conclude on the appropriateness of management's use of the going concern basis of accounting and, based on the audit evidence obtained, whether a material uncertainty exists related to events or conditions that may cast significant doubt on the Company's ability to continue as a going concern. If we conclude that a material uncertainty exists, we are required to draw attention in our auditor's report to the related disclosures in the financial statements or, if such disclosures are inadequate, to modify our opinion. Our conclusions are based on the audit evidence obtained up to the date of our auditor's report. However, future events or conditions may cause the Company to cease to continue as a going concern; and
- Evaluate the overall presentation, structure and content of the financial statements, including the disclosures, and whether the financial statements represent the underlying transactions and events in a manner that achieves fair presentation.

We communicate with the Board of Directors regarding, among other matters, the planned scope and timing of the audit and significant audit findings, including any significant deficiencies in internal control that we identify during our audit.

*Cont'd... P/3*



**Russell Bedford**  
taking you further

**Rahman Sarfaraz Rahim Iqbal Rafiq**  
CHARTERED ACCOUNTANTS

Plot No. 180, Block-A, S.M.C.H.S.  
Karachi-74400, PAKISTAN.  
Tel. No.: (021) 34549345-9  
E-Mail: info@rsrir.com  
Website: www.rsrir.com  
Other Offices at  
Lahore - Rawalpindi / Islamabad

- : 3 : -

## REPORT ON OTHER LEGAL AND REGULATORY REQUIREMENTS

Based on our audit, we further report that in our opinion:

- a) proper books of account have been kept by the Company as required by the Companies Act, 2017 (XIX of 2017);
- b) the statement of financial position, the statement of profit or loss, the statement of comprehensive income, the statement of changes in equity and the statement of cash flows together with the notes thereon have been drawn up in conformity with the Companies Act, 2017 (XIX of 2017) and are in agreement with the books of account and returns;
- c) investments made, expenditure incurred and guarantees extended during the year were for the purpose of the Company's business;
- d) no zakat was deductible at source under the Zakat and Ushr Ordinance, 1980 (XVIII of 1980); and
- e) the Company was in compliance with the requirement of section 78 of the Securities Act 2015, and the relevant requirements of Securities Brokers (Licencing and Operations) Regulations, 2016 as at the date on which the statement of financial position was prepared.

The engagement partner on the audit resulting in this independent auditor's report is **Mr. Muhammad Rafiq Dosani**.

**RAHMAN SARFARAZ RAHIM IQBAL RAFIQ**  
Chartered Accountants

Karachi

Date: October 31, 2022

UDIN: AR202210210gnNYT2Jtk

A member of

**Russell Bedford International**

A global network of independent accountancy firms,  
business consultants and specialist legal advisers.

# Friendly Securities (Private) Limited

## Statement of Financial Position

As at June 30, 2022

	Note	2022	2021
		Rupees	
<b>ASSETS</b>			
<b>Non-current assets</b>			
Property and equipment	4	14,339,845	2,339,689
Intangible assets	5	2,750,000	2,750,000
Long term deposits and advances	6	4,754,300	4,754,300
		21,844,145	9,843,989
<b>Current assets</b>			
Short term investment	7	81,847,774	36,952,591
Trade debts	8	9,609,187	9,052,697
Receivable against margin financing		-	12,989,256
Loan, deposits and other receivables	9	807,179	26,608,474
Taxation-net		1,992,716	6,129,583
Cash and bank balances	10	11,088,696	40,193,520
		105,345,552	131,926,121
<b>Total assets</b>		<b>127,189,697</b>	<b>141,770,110</b>
<b>EQUITIES AND LIABILITIES</b>			
<b>Capital and reserve</b>			
<i>Authorized capital</i>			
7,500,000 (2021: 7,500,000) ordinary shares of Rs. 10/ each		75,000,000	75,000,000
Issued, subscribed and paid up capital	11	75,000,000	75,000,000
Unappropriated profit		2,730,418	2,156,755
		77,730,418	77,156,755
<b>Current liabilities</b>			
Short term borrowing	12	34,623,893	20,267,797
Trade and other payables	13	13,267,714	43,879,015
Accrued markup	14	1,567,672	466,543
		49,459,279	64,613,355
<b>Contingencies and Commitment</b>	15	-	-
<b>Total equities and liabilities</b>		<b>127,189,697</b>	<b>141,770,110</b>

The annexed notes from 1 to 30 form an integral part of these financial statements.

  
CHIEF EXECUTIVE

  
DIRECTOR

# Friendly Securities (Private) Limited

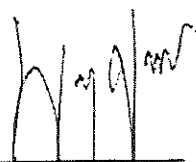
## Statement of Profit or Loss

For the year ended June 30, 2022

	Note	2022	2021
		Rupees	
Operating revenue	16	13,796,088	40,957,969
Capital loss on disposal of investments		(9,009,857)	(58,597,698)
Unrealized gain / (loss) on remeasurement of investments at fair value through profit or loss		12,745,011 3,735,154	(11,004,778) (69,602,476)
		17,531,242	(28,644,507)
Administrative expenses	17	(14,254,184)	(14,630,554)
Finance cost	18	(2,865,124)	(1,076,435)
		(17,119,308)	(15,706,989)
Other income	19	6,336,302	11,789,758
Other expense	20	(2,701,561)	-
Profit / (loss) before taxation		4,046,675	(32,561,738)
Taxation	21	(3,473,012)	(763,745)
Profit / (loss) after taxation		573,663	(33,325,483)

The annexed notes from 1 to 30 form an integral part of these financial statements.

6

  
 \_\_\_\_\_  
 CHIEF EXECUTIVE

  
 \_\_\_\_\_  
 DIRECTOR

# Friendly Securities (Private) Limited

## Statement of Comprehensive Income

For the year ended June 30, 2022

	2022	2021
	<u>Rupees</u>	
Profit / (loss) after taxation	573,663	(33,325,483)
<i>Other comprehensive income</i>		
<i>Items that will not be subsequently be reclassified to profit or loss</i>	-	-
Total comprehensive income / (loss) for the year	<u>573,663</u>	<u>(33,325,483)</u>

The annexed notes from 1 to 30 form an integral part of these financial statements.

*h*

  
\_\_\_\_\_  
CHIEF EXECUTIVE

  
\_\_\_\_\_  
DIRECTOR

# Friendly Securities (Private) Limited


## Statement of Changes in Equity


For the year ended June 30, 2022

	Issued, subscribed & paid up capital	Unappropriated profit Rupees	Total
Balance as at June 30, 2020	75,000,000	35,482,238	110,482,238
<i>Total comprehensive loss for the year ended June 30, 2021</i>			
Loss after taxation	-	(33,325,483)	(33,325,483)
Other comprehensive income for the year	-	-	-
	-	(33,325,483)	(33,325,483)
Balance as at June 30, 2021	75,000,000	2,156,755	77,156,755
<i>Total comprehensive income for the year ended June 30, 2022</i>			
Profit after taxation	-	573,663	573,663
Other comprehensive income for the year	-	-	-
	-	573,663	573,663
Balance as at June 30, 2022	75,000,000	2,730,418	77,730,418

The annexed notes from 1 to 30 form an integral part of these financial statements.

u

  
 CHIEF EXECUTIVE

  
 DIRECTOR



# Friendly Securities (Private) Limited

## Statement of Cash Flows

For the year ended June 30, 2022

CASH FLOW FROM OPERATING ACTIVITIES		2022	2021
		Rupees	
Profit / (loss) before taxation		4,046,675	(32,561,738)
<b>Adjustment for non-cash items</b>			
- Depreciation	4	3,443,144	256,581
- Capital loss on sale of investment		9,009,857	58,597,698
- Unrealized (gain) / loss on remeasurement of investment at fair value through profit or loss		(12,745,011)	11,004,778
- Finance cost	18	2,865,124	1,076,435
		<u>2,573,114</u>	<u>70,935,492</u>
		6,619,789	38,373,754
<b>Changes in working capital</b>			
<i>(Increase) / decrease in current assets</i>			
- Trade debts		(556,490)	54,453,447
- Purchase / sale of investments - net		(41,160,029)	(106,555,067)
- Receivable against margin financing		12,989,256	(12,989,256)
- Loans, deposits and other receivables		25,801,295	(25,926,047)
<i>Increase / (decrease) in current liabilities</i>			
- Trade and other payables		(30,611,301)	14,812,930
		<u>(33,537,269)</u>	<u>(76,203,993)</u>
<b>Cash flow from operating activities</b>		<u>(26,917,480)</u>	<u>(37,830,239)</u>
Long term deposit		-	100,000
Finance cost paid		(1,763,995)	(1,102,349)
Income tax paid		663,855	(597,950)
<b>Net cash used in from operating activities</b>		<u>(28,017,620)</u>	<u>(39,430,538)</u>
<b>CASH FLOW FROM INVESTING ACTIVITIES</b>			
Purchase of property & equipment	4	(15,443,300)	(2,110,460)
<b>Net cash used in investing activities</b>		<u>(15,443,300)</u>	<u>(2,110,460)</u>
Net decrease in cash and cash equivalents		(43,460,920)	(41,540,998)
Cash and cash equivalents at beginning of the year		19,925,723	61,466,721
Cash and cash equivalents at end of the year	22	<u>(23,535,197)</u>	<u>19,925,723</u>

The annexed notes from 1 to 30 form an integral part of these financial statements.

  
CHIEF EXECUTIVE

  
DIRECTOR

# Friendly Securities (Private) Limited

## Notes to the Financial Statements

For the year ended June 30, 2022

### 1. STATUS AND ACTIVITIES

- 1.1 Friendly Securities (Private) Limited (the Company) is a private limited company incorporated in Pakistan under the repealed Companies Ordinance, 1984 ('the Ordinance') which has now been replaced by Companies Act, 2017 ('the Act') on November 20, 2000. The registered office of the Company is situated at office no 128-129, Third Floor, Pakistan Stock Exchange Building, Karachi. The Company is a Trading Right Entitlement Certificate Holder of the Pakistan Stock Exchange Limited and is engaged in the business of stock brokerage and investment. The Company has also acquired the membership of Pakistan Mercantile Exchange Limited.

### 2. BASIS OF PREPARATION

#### 2.1 Statement of compliance

These financial statements have been prepared in accordance with the approved accounting and financial reporting standards as applicable in Pakistan. The accounting and reporting standards applicable in Pakistan comprise of :

- International Financial Reporting Standards (IFRS Standards) issued by the International Accounting Standards Board (IASB) as are notified under the Companies Act, 2017; and
- Provisions of, and directives issued under, the Companies Act, 2017.

Where the provisions of, and directives issued under, the Companies Act, 2017 differ from the IFRS Standards, the provisions of, and directives issued under, the Companies Act, 2017 have been followed.

#### 2.2 Basis of measurement

These financial statements have been prepared under the historical cost convention, except for short term investments which are measured at fair value.

#### 2.3 Functional and presentation currency

Items included in these financial statements are measured using the currency of the primary economic environment in which the Company operates. These financial statements are presented in Pak Rupees which is the Company's functional and presentation currency.

#### 2.4 Use of estimates and judgments

The preparation of financial statements in conformity with accounting and reporting standards requires management to make judgements, estimates and assumptions that affect the application of accounting policies and reported amounts of assets, liabilities, income and expenses. Actual results may differ from these estimates.

Estimates and underlying assumptions are reviewed on an ongoing basis. Revisions to accounting estimates are recognized in the period in which the estimate is revised if the revision affects only that period, or in the period of the revision and future periods if the revision affects both current and future periods. Areas where various assumptions and estimates are significant to the Company's financial statements or where judgments were exercised in application of accounting policy are as follows:

*h*

	<i>Note</i>
- Useful lives, residual values and depreciation methods of property and equipment	3.1
- Provision for taxation	3.8

## 2.5 New accounting pronouncements

### 2.5.1 *Amendments to approved accounting standards and interpretations which became effective during the year ended June 30, 2022.*

During the year certain new accounting and reporting standards / amendments / interpretations became effective and applicable to the Company. However, since such updates were not considered to be relevant to these financial statements, the same have not been reported.

### 2.5.2 *New / revised accounting standards, amendments to published accounting standards and interpretations that are not yet effective*

The following International Financial Reporting Standards (IFRS Standards) as notified under the Companies Act, 2017 and the amendments and interpretations thereto will be effective for accounting periods beginning on or after 1 July 2022:

Onerous Contract - Cost of Fulfilling a Contract (Amendments to IAS 37) effective for the annual periods beginning on or after 1 January 2022 clarifies that the 'cost of fulfilling a contract' for the purposes of the onerous contract assessment comprises the costs that relate directly to the contract, including both the incremental costs and an allocation of other direct costs to fulfil the contract. An entity is required to apply the amendments to contracts for which it has not yet fulfilled all its obligations at the beginning of the annual reporting period in which it first applies the amendments (the date of initial application). Restatement of comparative information is not required, instead the amendments require an entity to recognize the cumulative effect of initially applying the amendments as an adjustment to the opening balance of retained earnings or other component of equity, as appropriate, at the date of initial application.

The following annual improvements to IFRS standards 2018 - 2020 are effective for annual reporting periods beginning on or after January 01, 2022:

- a. IFRS 9 - The amendment clarifies that an entity includes only fees paid or received between the entity (the borrower) and the lender, including fees paid or received by either the entity or the lender on the other's behalf, when it applies the '10 per cent' test in paragraph B3.3.6 of IFRS 9 in assessing whether to derecognize a financial liability.
- b. IFRS 16 - The amendment partially amends Illustrative Example 13 accompanying IFRS 16 by excluding the illustration of reimbursement of leasehold improvements by the lessor. The objective of the amendment is to resolve any potential confusion that might arise in lease incentives.
- c. IAS 41 - The amendment removes the requirement in paragraph 22 of IAS 41 for entities to exclude taxation cash flows when measuring the fair value of a biological asset using a present value technique. This amendment enables the fair value measurement of biological assets on a post-tax basis.

*L*

Property, Plant and Equipment: Proceeds before Intended Use (Amendments to IAS 16) effective for annual periods beginning on or after 1 January 2022 clarifies that sales proceeds and costs of items produced while bringing an item of property, plant and equipment to the location and condition necessary for it to be capable of operating in the manner intended by management e.g. when testing etc., are recognized in profit or loss in accordance with applicable Standards. The entity measures the cost of those items applying the measurement requirements of IAS 2. The standard also removes the requirement of deducting the net sales proceeds from cost of testing. An entity shall apply those amendments retrospectively, but only to items of property, plant and equipment that are brought to the location and condition necessary for them to be capable of operating in the manner intended by management on or after the beginning of the earliest period presented in the financial statements in which the entity first applies the amendments. The entity shall recognize the cumulative effect of initially applying the amendments as an adjustment to the opening balance of retained earnings (or other component of equity, as appropriate) at the beginning of that earliest period presented.

Reference to the Conceptual Framework (Amendments to IFRS 3) - Reference to the Conceptual Framework, issued in May 2020, amended paragraphs 11, 14, 21, 22 and 23 of and added paragraphs 21A, 21B, 21C and 23A to IFRS 3. An entity shall apply those amendments to business combinations for which the acquisition date is on or after the beginning of the first annual reporting period beginning on or after 1 January 2022.

Classification of liabilities as current or non-current (Amendments to IAS 1) apply retrospectively for the annual periods beginning on or after 1 January 2023. These amendments in the standards have been added to further clarify when a liability is classified as current. Convertible debt may need to be reclassified as 'current'. The standard also amends the aspect of classification of liability as non-current by requiring the assessment of the entity's right at the end of the reporting period to defer the settlement of liability for at least twelve months after the reporting period. An entity's expectation and discretion at the reporting date to refinance or to reschedule payments on a long-term basis are no longer relevant for the classification of a liability as current or non-current. An entity shall apply those amendments retrospectively in accordance with IAS 8.

Disclosure of Accounting Policies (Amendments to IAS 1 and IFRS Practice Statement 2) - the Board has issued amendments on the application of materiality to disclosure of accounting policies and to help companies provide useful accounting policy disclosures. The key amendments to IAS 1 include:

- a. requiring companies to disclose their material accounting policies rather than their significant accounting policies;
- b. clarifying that accounting policies related to immaterial transactions, other events or conditions are themselves immaterial and as such need not be disclosed; and
- c. clarifying that not all accounting policies that relate to material transactions, other events or conditions are themselves material to a company's financial statements.

The Board also amended IFRS Practice Statement 2 to include guidance and two additional examples on the application of materiality to accounting policy disclosures. The amendments are effective for annual reporting periods beginning on or after 1 January 2023 with earlier application permitted.

*h*

Definition of Accounting Estimates (Amendments to IAS 8) introduce a new definition for accounting estimates clarifying that they are monetary amounts in the financial statements that are subject to measurement uncertainty. The amendments also clarify the relationship between accounting policies and accounting estimates by specifying that an entity develops an accounting estimate to achieve the objective set out by an accounting policy. The amendments are effective for periods beginning on or after 1 January 2023, with earlier application permitted, and will apply prospectively to changes in accounting estimates and changes in accounting policies occurring on or after the beginning of the first annual reporting period in which the company applies the amendments.

Deferred Tax related to Assets and Liabilities arising from a Single Transaction (Amendments to IAS 12) narrow the scope of the initial recognition exemption (IRE) so that it does not apply to transactions that give rise to equal and offsetting temporary differences. As a result, companies will need to recognize a deferred tax asset and a deferred tax liability for temporary differences arising on initial recognition of a lease and a decommissioning provision. For leases and decommissioning liabilities, the associated deferred tax asset and liabilities will need to be recognized from the beginning of the earliest comparative period presented, with any cumulative effect recognized as an adjustment to retained earnings or other components of equity at that date. The amendments are effective for annual reporting periods beginning on or after 1 January 2023 with earlier application permitted.

Sale or Contribution of Assets between an Investor and its Associate or Joint Venture (Amendments to IFRS 10 and IAS 28) - The amendment amends accounting treatment on loss of control of business or assets. The amendments also introduce new accounting for less frequent transaction that involves neither cost nor full step-up of certain retained interests in assets that are not businesses. The effective date for these changes has been deferred indefinitely until the completion of a broader review.

The above amendments are not likely to affect the financial statements of the Company.

### 3. SUMMARY OF SIGNIFICANT ACCOUNTING POLICIES

The principal accounting policies applied in the preparation of these financial statements are set out below. These policies have been consistently applied to all the years presented.

#### 3.1 Property and equipment

These are stated at cost less accumulated depreciation and impairment losses, if any. Cost include expenditures that are directly attributable to the acquisition of the asset.

Subsequent costs are included in the carrying amount as appropriate, only when it is probable that future economic benefits associated with the item will flow to the Company and its cost can be measured reliably. The carrying amount of the replaced part is derecognized. All other repairs and maintenance are charged to the statement of profit or loss during the year in which they are incurred.

Depreciation is charged to statement of profit or loss applying the reducing balance method at the rates specified in note 4. Depreciation is charged when the asset is available for use till the asset is disposed off.

An item of property and equipment is derecognized upon disposal or when no future economic benefits are expected from its use or disposal. Any gain or loss arising on derecognition of the asset (calculated as the difference between the net disposal proceeds and the carrying amount of the asset) is included in the statement of profit or loss in the year in which the asset is derecognized.

The assets' residual values, depreciation methods and useful lives are reviewed, and adjusted if appropriate, at each financial year end. The Company's estimate of residual value of property and equipment as at June 30, 2022 did not require any adjustment.

*b*

## 3.2 Intangible assets

### *Trading Rights Entitlement (TRE) Certificate*

This is stated at cost less impairment, if any. The carrying amount is reviewed at each reporting date to assess whether it is in excess of its recoverable amount, and where the carrying value exceeds estimated recoverable amount, it is written down to its estimated recoverable amount.

## 3.3 Financial instruments

### 3.3.1 *Initial recognition, classification and measurement*

The Company recognizes a financial asset when and only when it becomes a party to the contractual provisions of the instrument evidencing investment.

Regular way purchase of investments are recognized using settlement date accounting.

The Company classifies its financial assets into either of following three categories:

- (a) financial assets measured at amortized cost.
- (b) fair value through other comprehensive income (FVOCI);
- (c) fair value through profit or loss (FVTPL); and

#### *(a) Financial assets measured at amortized cost*

A financial asset is measured at amortized cost if it is held within business model whose objective is to hold assets to collect contractual cash flows, and its contractual terms give rise on specified dates to cash flows that are solely payments of principal and interest on principal amount outstanding.

Such financial assets are initially measured at fair value plus transaction costs that are directly attributable to the acquisition or issue thereof.

#### *(b) Financial assets at FVOCI*

A financial asset is classified as at fair value through other comprehensive income when it is held within a business model whose objective is achieved by both collecting contractual cash flows and selling financial assets and its contractual terms give rise on specified dates to cash flows that are solely payments of principal and interest on the principal amount outstanding.

Such financial assets are initially measured at fair value plus transaction costs that are directly attributable to the acquisition or issue thereof.

#### *(c) Financial assets at FVTPL*

A financial asset shall be measured at fair value through profit or loss unless it is measured at amortised cost or at fair value through other comprehensive income, as aforesaid. However, for an investment in equity instrument which is not held for trading, the Company may make an irrevocable election to present in other comprehensive income subsequent changes in the fair value of the investment.

Such financial assets are initially measured at fair value.

*ln*

### 3.3.2 *Subsequent measurement*

#### (a) *Financial assets measured at amortized cost*

These assets are subsequently measured at amortized cost (determined using the effective interest method) less accumulated impairment losses.

Interest / markup income, foreign exchange gains and losses and impairment losses arising from such financial assets are recognized in the statement of profit or loss.

#### (b) *Financial assets at FVOCI*

These are subsequently measured at fair value less accumulated impairment losses.

A gain or loss on a financial asset measured at fair value through other comprehensive income in accordance is recognised in other comprehensive income, except for impairment gains or losses and foreign exchange gains and losses, until the financial asset is derecognised or reclassified. When the financial asset is derecognised, the cumulative gain or loss previously recognised in other comprehensive income is reclassified from equity to profit or loss as a reclassification adjustment. Interest is calculated using the effective interest method and is recognised in profit or loss.

#### (c) *Financial assets at FVTPL*

These assets are subsequently measured at fair value.

Net gains or losses arising from remeasurement of such financial assets as well as any interest income accruing thereon are recognized in the statement of profit or loss. However, for an investment in equity instrument which is not held for trading and for which the Company has made an irrevocable election to present in other comprehensive income subsequent changes in the fair value of the investment, such gains or losses are recognized in other comprehensive income. Further, when such investment is disposed off, the cumulative gain or loss previously recognised in other comprehensive income is not reclassified from equity to profit or loss.

### 3.3.3 *Impairment*

The Company recognises a loss allowance for expected credit losses in respect of financial assets measured at amortised cost.

For trade debt, the Company applies the IFRS 9 'Simplified Approach' to measuring expected credit losses which uses a lifetime expected loss allowance.

For other financial assets, the Company applies the IFRS 9 'General Approach' to measuring expected credit losses whereby the Company measures the loss allowance for a financial instrument at an amount equal to the lifetime expected credit losses if the credit risk on that financial instrument has increased significantly since initial recognition. However, if, at the reporting date, the credit risk on a financial instrument has not increased significantly since initial recognition, the Company measures the loss allowance for that financial instrument at an amount equal to 12-month expected credit losses.

The Company measures expected credit losses on financial assets in a way that reflects an unbiased and probability-weighted amount, time value of money and reasonable and supportable information at the reporting date about the past events, current conditions and forecast of future economic conditions. The Company recognises in profit or loss, as an impairment loss, the amount of expected credit losses (or reversal) that is required to adjust the loss allowance at the reporting date.

*h*

Loss allowances for financial assets measured at amortised cost are deducted from the gross carrying amount of the assets.

#### 3.3.4 *De-recognition*

Financial assets are derecognized when the rights to receive cash flows from the financial assets have expired or have been transferred and the Company has transferred substantially all risks and rewards of ownership.

The Company directly reduces the gross carrying amount of a financial asset when the Company has no reasonable expectations of recovering the financial asset in its entirety or a portion thereof. A write-off constitutes a derecognition event.

#### 3.4 **Financial liabilities**

Financial liabilities are classified as measured at amortized cost or 'at fair value through profit or loss' (FVTPL). A financial liability is classified as at FVTPL if it is classified as held for trading, it is a derivative or it is designated as such on initial recognition. Financial liabilities at FVTPL are measured at fair value and net gains and losses, including any interest expense, are recognized in the statement of profit or loss.

Other financial liabilities are subsequently measured at amortized cost using the effective interest method. Interest expense and foreign exchange gains and losses are recognized in the statement of profit or loss. Any gain or loss on de-recognition is also recognized in the statement of profit or loss.

Financial liabilities are derecognized when the contractual obligations are discharged or cancelled or have expired or when the financial liability's cash flows have been substantially modified.

#### 3.5 **Offsetting of financial assets and financial liabilities**

Financial assets and liabilities are offset when the Company has a legally enforceable right to offset and intends to settle either on a net basis or to realise the asset and settle liability simultaneously.

#### 3.6 **Trade debts**

These are carried at their transaction price less any allowance for lifetime expected credit losses. A receivable is recognized on the settlement date as this is the point in time that the payment of the consideration by the customer becomes due.

#### 3.7 **Cash and cash equivalents**

Cash and cash equivalent are carried in the statement of financial position at amortized cost. For the purpose of the statement of cash flows, cash and cash equivalents comprise of bank balances and short term borrowing.

#### 3.8 **Taxation**

Income tax expense or credit for the period is the tax payable on the current period's taxable income based on the applicable income tax rate adjusted by changes in deferred tax assets and liabilities attributable to temporary differences and to unused tax losses.

*h*



### *Current tax*

The current income tax charge is calculated on the basis of the tax laws enacted or substantively enacted at the end of the reporting period. Management periodically evaluates positions taken in tax returns with respect to situations in which applicable tax regulation is subject to interpretation. It establishes provisions where appropriate on the basis of amounts expected to be paid to the tax authorities.

### *Deferred tax*

Deferred tax is provided in full, using the liability method, on temporary differences arising between the tax bases of assets and liabilities and their carrying amounts in the financial statements. However, deferred income taxes are not accounted for if they arise from the initial recognition of an asset or liability in a transaction other than a business combination that, at the time of the transaction, affects neither accounting nor taxable profit or loss. Deferred income tax is measured using tax rates (and laws) that have been enacted or substantively enacted by the end of the reporting period and are expected to apply when the related deferred income tax asset is realised or the deferred income tax liability is settled.

A deferred tax asset is recognised only to the extent that the entity has sufficient taxable temporary differences or there is convincing other evidence that the sufficient taxable profit will be available against which the unused tax losses or unused tax credits can be utilized by the entity. Deferred tax assets are reviewed at each reporting date and reduced to the extent that it is no longer probable that the related tax benefit will be realised.

### *Judgment and estimates*

Significant judgment is required in determining the income tax expenses and corresponding provision for tax. The Company recognizes liabilities for anticipated tax issues based on estimates of whether additional taxes will be due. Where the final tax outcome of these matters is different from the amounts that were initially recorded, such differences will impact the current and deferred tax assets and liabilities in the period in which such determination is made.

Further, the carrying amount of deferred tax assets is reviewed at each reporting date and is adjusted to reflect the current assessment of future taxable profits. If required, carrying amount of deferred tax asset is reduced to the extent that it is no longer probable that sufficient taxable profits to allow the benefit of part or all of that recognised deferred tax asset to be utilised. Any such reduction shall be reversed to the extent that it becomes probable that sufficient taxable profit will be available.

### *Offsetting*

Deferred tax assets and liabilities are offset when there is a legally enforceable right to offset current tax assets and liabilities and when the deferred tax balances relate to the same taxation authority. Current tax assets and tax liabilities are offset where the entity has a legally enforceable right to offset and intends either to settle on a net basis, or to realise the asset and settle the liability simultaneously.

## **3.9 Provisions and contingent liabilities**

### *Provisions*

A provision is recognised in the statement of financial position when the Company has a legal or constructive obligation as a result of a past event and it is probable that an outflow of resources embodying economic benefits will be required to settle the obligation and a reliable estimate can be made of the amount of obligation. Provisions are not recognised for future operating losses.

Where there are a number of similar obligations, the likelihood that an outflow will be required in settlement is determined by considering the class of obligations as a whole. A provision is recognised even if the likelihood of an outflow with respect to any one item included in the same class of obligations may be small.

Provisions are measured at the present value of management's best estimate of the expenditure required to settle the present obligation at the end of the reporting period. The discount rate used to determine the present value is a pre-tax rate that reflects current market assessments of the time value of money and the risks specific to the liability. The increase in the provision due to the passage of time is recognised as interest expense.

As the actual outflows can differ from estimates made for provisions due to changes in laws, regulations, public expectations, technology, prices and conditions, and can take place many years in the future, the carrying amounts of provisions are reviewed at each reporting date and adjusted to take account of such changes. Any adjustments to the amount of previously recognised provision is recognised in the statement of profit or loss unless the provision was originally recognised as part of cost of an asset.

#### *Contingent liabilities*

A contingent liability is disclosed when the Company has a possible obligation as a result of past events, whose existence will be confirmed only by the occurrence or non-occurrence, of one or more uncertain future events not wholly within the control of the Company; or the Company has a present legal or constructive obligation that arises from past events, but it is not probable that an outflow of resources embodying economic benefits will be required to settle the obligation, or the amount of the obligation cannot be measured with sufficient reliability.

### 3.10 Operating revenue

#### *Revenue from trading activities - brokerage commission*

Commission revenue arising from sales / purchase of securities on clients' behalf is recognized on the date of settlement of the transaction by the clearing house.

The Company does not expect to have contracts where the period between the services to the customer and payment by the customer exceeds one year. As a consequence, the Company does not adjust any of the transaction prices for the time value of money.

#### *Dividend income*

Dividends received from investments measured at fair value through profit or loss are recognized in the statement of profit or loss when the right to receive payment is established, it is probable that the economic benefits associated with the dividend will flow to the Company and the amount of the dividend can be measured reliably.

#### *Mark up / interest income*

Mark-up / interest income is recognized on a time proportion basis on the principal amount outstanding and at the rate applicable.

*L*

4. PROPERTY AND EQUIPMENT

	Office and Booths	Furniture & fixture	Motor & Vehicle	Office Equipments	Computer	Total
Rupees						
As at June 30, 2020						
Cost	2,620,468	3,210,519	33,500	416,771	3,179,568	9,460,826
Accumulated depreciation	(2,620,468)	(3,169,150)	(25,158)	(349,226)	(2,811,014)	(8,975,016)
Net book value	-	41,369	8,342	67,545	368,554	485,810
<i>Movement during the year ended 30 June, 2021</i>						
Opening net book value	-	41,369	8,342	67,545	368,554	485,810
Additions during the year	-	1,380,000	-	75,800	654,660	2,110,460
Depreciation for the year	-	(25,487)	(1,668)	(20,311)	(209,115)	(256,581)
Closing net book value	-	1,395,882	6,674	123,034	814,099	2,339,689
As at June 30, 2021						
Cost	2,620,468	4,590,519	33,500	492,571	3,834,228	11,571,286
Accumulated depreciation	(2,620,468)	(3,194,637)	(26,826)	(369,537)	(3,020,129)	(9,231,597)
Net book value	-	1,395,882	6,674	123,034	814,099	2,339,689
<i>Movement during the year ended 30 June, 2022</i>						
Opening net book value	-	1,395,882	6,674	123,034	814,099	2,339,689
Additions during the year	-	-	15,400,000	-	43,300	15,443,300
Depreciation for the year	-	(209,382)	(2,963,198)	(18,455)	(252,109)	(3,443,144)
Closing net book value	-	1,186,500	12,443,476	104,579	605,290	14,339,845
As at June 30, 2022						
Cost	2,620,468	4,590,519	15,433,500	492,571	3,877,528	27,014,586
Accumulated depreciation	(2,620,468)	(3,404,019)	(2,990,024)	(387,992)	(3,272,238)	(12,674,741)
Net book value	-	1,186,500	12,443,476	104,579	605,290	14,339,845
	5%	15%	20%	15%	30%	

5. INTANGIBLE ASSET	Note	2022	2021
		Rupees	
Trading Right Entitlement Certificate - PSX	5.1	2,500,000	2,500,000
Pakistan Mercantile Exchange Limited	5.2	250,000	250,000
		<u>2,750,000</u>	<u>2,750,000</u>

5.1 This represents TREC received by the Company in accordance with the Stock Exchanges (Corporatization, Demutualization and Integration) Act, 2012 as amended by the Stock Exchanges (Corporatization, Demutualization and Integration) (Amendment) Act, 2015. These have been carried at cost less accumulated impairment losses.

5.1.1 PSX vide notice no. PSX/N - 225 dated February 16, 2021 have notified the notional fees of a Trading Right Entitlement Certificate which amounts to Rs. 2.5 million.

5.2 This represent cost of membership card of Pakistan Mercantile Exchange Limited with indefinite useful life.

h

6. LONG TERM DEPOSITS AND ADVANCES	2022	2021
	Rupees	
<b>Deposits</b>		
<i>National Clearing Company of Pakistan Limited</i>		
-Basic deposit	400,000	400,000
-Future market	1,000,000	1,000,000
	1,400,000	1,400,000
<i>Central Depository Company of Pakistan Limited</i>		
-Basic deposit	100,000	100,000
<i>Pakistan Mercantile Exchange Limited</i>		
-Basic deposit	750,000	750,000
Others	4,300	4,300
	2,254,300	2,254,300
<b>Advances</b>		
<i>Pakistan Mercantile Exchange Limited</i>		
-Office space at NCEL Building Project	2,500,000	2,500,000
	4,754,300	4,754,300
<b>7. SHORT TERM INVESTMENT</b>		
<i>Fair value through profit or loss</i>		
Investment in quoted equity securities	81,847,774	36,952,591

7.1 Investment in listed equity securities

No of Scrips		Scrip name	Market Value	
2022	2021		2022	2021
194,423	43,500	United Bank Limited	21,995,074	5,315,700
4,400,000	-	K-Electric Limited	13,376,000	-
25,000	-	Pakistan Oilfields Limited	10,145,250	-
80,000	-	International Industries Limited	8,298,400	-
950,000	-	Hum Network Limited	6,764,000	-
50,000	-	Tariq Glass Industries Ltd	5,190,500	-
80,000	-	International Steels Limited	4,748,800	-
50,000	162,694	Oil & Gas Development Company Limited	3,933,500	15,460,811
5,000	-	Lucky Cement Limited	2,295,200	-
25,000	40,000	Habib Bank Limited	2,283,500	4,894,800
25,000	-	Pakistan Petroleum Limited	1,687,750	-
10,000	-	Meezan Bank Limited	1,129,800	-
-	35,000	Attock Refinery Limited	-	8,975,750
-	500	Honda Atlas Cars (Pakistan) Limited	-	172,890
-	6,000	Pak Suzuki Motor Company Limited	-	2,132,640
5,894,423	287,694		81,847,774	36,952,591

*lu*

	2022	2021
	Rupees	
7.2 Details of securities pledged		
<i>Pledged with banks</i>		
Brokerage House	10,847,000	-
Clients including employees and directors / shareholders	72,179,494	22,155,580
	<u>83,026,494</u>	<u>22,155,580</u>
<i>Pledged with PSX / NCCPL</i>		
Brokerage House	6,080,000	11,403,600
Clients including employees and directors / shareholders	52,054,453	60,099,073
	<u>58,134,453</u>	<u>71,502,673</u>
8. TRADE DEBTS		
Considered good	<u>9,609,187</u>	<u>9,052,697</u>

8.1 This includes receivable from related parties amounting to Rs. 9.1 million (2021: Rs. 1.20 million). The maximum aggregate amount outstanding at any time during the year with reference to month-end balances is Rs.138.69 million (2021: Rs.20.30 million).

8.2 The Company held equity securities having fair value of Rs. 122.130 million owned by its client, as collaterals against trade debts. The aging analysis of the total receivables from the client as at reporting date has been disclosed in note 25.1.2.

8.2.1 Total customers assets held in central depository system including collaterals against trade payable amounting to Rs. 309.013 million.

	2022	2021
	Rupees	
9. LOAN, DEPOSITS AND OTHER RECEIVABLES		
Loan to staff	-	550,000
<i>Deposits</i>		
Exposure deposit with National Clearing Company of Pakistan Limited (NCCPL) against margin trading system (MTS)	-	4,796,789
Deposit against loss with National Clearing Company of Pakistan Limited (NCCPL) - MTS	441,236	1,106,767
Exposure deposit with National Clearing Company of Pakistan Limited (NCCPL) against ready market	-	5,000,000
Exposure deposit with National Clearing Company of Pakistan Limited (NCCPL) against future market	-	13,000,000
	<u>441,236</u>	<u>23,903,556</u>
<i>Other receivables</i>		
Receivable from NCCPL against futures market deals	241,964	2,154,918
Markup on PLS account	123,979	-
	<u>807,179</u>	<u>26,608,474</u>

*L*

10. CASH AND BANK BALANCES	Note	2022	2021
		Rupees	
Cash in hand		5,000	5,000
Cash at bank			
Current account		61,959	61,959
Deposit account	10.1	11,021,737	40,126,561
		11,083,696	40,188,520
		11,088,696	40,193,520

10.1 The return on these balances is 5.5% to 12.25% (2021: 5.5%) per annum on daily product basis.

10.2 This includes a balance of Rs. 11.04 million (2021: Rs. 40.1 million) held in a separate bank account designated to clients.

#### 11. ISSUED, SUBSCRIBED AND PAID UP CAPITAL

2022	2021		2022	2021
			Rupees	
— Number of shares —				
7,500,000	7,500,000	Ordinary shares of Rs. 10/- each fully paid in cash	75,000,000	75,000,000

11.1 There are no agreements among shareholders in respect of voting rights, board selection, rights of first refusal, and block voting.

11.2 Shareholders holding more than 5% of the shares are as follows:

Categories of shareholder	2022		2021	
	Number of shares held	% of Shares held	Number of shares held	% of Shares held
<i>Individual</i>				
Shehla Tariq	2,571,100	34.28%	2,571,100	34.28%
Tariq Ilyas Jano	4,927,900	65.71%	4,927,900	65.71%

12. SHORT TERM BORROWING	2022	2021
	Rupees	
JS Bank Limited	34,623,893	20,267,797

12.1 This represents the short term running finance facility obtained from M/s. JS Bank Limited with limit of Rs.200 million (2021: Rs. 200 million) for the purpose of clearing obligation and settlement of clients' trades. Mark up payable is charge at 3-Month KIBOR + 2% (2021: 1-Month KIBOR + 2%). The financing is secured against pledge of shares with a minimum margin of 35% on shares as per bank's approved list and personal guarantees of directors having 10% shareholding along with personal net worth statement. The facility will expire on April 30, 2023.

As of reporting date the unavailed credit facility amounted to Rs. 164.96 million (2021: Rs. 179.7 million).

*lu*

		2022	2021
		Rupees	
<b>13. TRADE AND OTHER PAYABLES</b>			
Creditors		11,037,638	40,142,461
Dealer commission		575,612	2,830,970
Accrued expenses		1,654,464	905,584
		<u>13,267,714</u>	<u>43,879,015</u>
<b>14. ACCRUED MARKUP</b>			
Short term borrowings		<u>1,567,672</u>	<u>466,543</u>
<b>15. CONTINGENCIES AND COMMITMENT</b>			
15.1	No material contingencies were exist as at reporting date (2021: None).		
15.2	Bank guarantee issued by JS Bank Limited in favour of NCCPL amounted to Rs. 10 million (2021: Rs. 10 million).		
<b>16. OPERATING REVENUE</b>	<i>Note</i>	2022	2021
		Rupees	
Commission income		21,664,556	66,889,504
Less: Commission expense		(5,514,509)	(19,502,193)
Less: Sales tax on services		(2,493,152)	(7,708,459)
		<u>13,656,895</u>	<u>39,678,852</u>
Dividend income		127,500	1,123,749
IPO Subscription commission income		11,693	155,368
		<u>13,796,088</u>	<u>40,957,969</u>
<b>17. ADMINISTRATIVE EXPENSES</b>			
Salaries, benefits and allowances		2,901,993	2,623,100
Director remuneration	23	1,300,000	600,000
Depreciation	4	3,443,144	256,581
PSX rent, Utility and Service charges		3,258,511	4,480,432
Fees and subscription		1,592,270	1,096,253
Software and internet charges		1,079,240	2,500,123
Audit fees		350,000	350,000
Entertainment expense		78,411	293,020
Printing and stationery		47,549	46,703
Repair and maintenance		25,150	624,000
Traveling and conveyance expenses		8,700	15,910
Miscellaneous expense		169,216	844,432
Donation		-	900,000
		<u>14,254,184</u>	<u>14,630,554</u>
<b>18. FINANCE COST</b>			
Markup on short term borrowing		2,608,124	838,837
Bank charges and commission		257,000	237,598
		<u>2,865,124</u>	<u>1,076,435</u>

		2022	2021
	Rupees		
19.	<b>OTHER INCOME</b>		
	CDC transaction and custodian fee	3,608,919	7,787,703
	Markup on margin financing	1,269,193	1,247,391
	Profit on PLS account	932,676	1,000,018
	Profit on margin deposit	525,514	1,754,646
		<u>6,336,302</u>	<u>11,789,758</u>
20:	<b>OTHER EXPENSES</b>		
	Withholding taxes written off	<u>2,701,561</u>	<u>-</u>

20.1 This represent income tax refundable for the tax year from 2011 to 2015. The management in consultation with its tax advisor is of the view that the said refundable may not be recoverable by the Company.

		2022	2021
	Rupees		
21.	<b>TAXATION</b>		
	Current	1,674,624	763,745
	Prior	1,798,388	-
		<u>3,473,012</u>	<u>763,745</u>

21.1 Income tax assessments of the Company are deemed to be finalized as per tax returns file up to tax year 2021. Tax returns are subject to further assessment under provisions of the Income Tax Ordinance, 2001 ("the Ordinance") unless selected for an audit by the taxation authorities. The Commissioner of Income Tax may, at any time during a period of five years from date of filing of return, select a deemed assessment order for audit.

## 22. CASH AND CASH EQUIVALENT

As at the reporting date , cash and cash equivalents comprise as follows:

		2022	2021
	Rupees		
	Cash and bank balances	11,088,696	40,193,520
	Short term borrowings	(34,623,893)	(20,267,797)
		<u>(23,535,197)</u>	<u>19,925,723</u>

## 23. REMUNERATION OF CHIEF EXECUTIVE, DIRECTORS AND EXECUTIVES

The aggregate amounts charged in these financial statements for remuneration to Chief executive and Director of the Company, are as follows:

	Chief executive		Directors		Total	
	2022	2021	2022	2021	2022	2021
	Rupees					
Managerial remuneration	-	-	1,200,000	600,000	1,200,000	600,000
Bonus	-	-	100,000	-	100,000	-
	-	-	<u>1,300,000</u>	<u>600,000</u>	<u>1,300,000</u>	<u>600,000</u>
Number of persons	1	1	1	1	2	2

23.1 During the year, no remuneration was paid to chief executive of the Company.

*h*



## 24. RELATED PARTY TRANSACTIONS

Related parties comprise of directors, key management personnel and their close family members. Remuneration of the Chief Executive, Directors and executives as disclosed in note 23 to these financial statements.

Details of transactions entered into and balances held with related parties, other than those which have been disclosed elsewhere in these financial statements, are as follows:

	2022	2021
	Rupees	
<b>KEY MANAGEMENT PERSONNEL AND CLOSE FAMILY MEMBERS</b>		
<b>Jawad Janoo - director</b>		
Payable as at year end	174,928	-
Receivable as at year end	-	1,206,186
<b>Ms. Shehla Tariq - director</b>		
Receivable as at year end	9,090,216	-
Payable as at year end	-	183,675
<b>Tariq Jano - director</b>		
Payable as at year end	-	13,364,309
<b>OTHER RELATED PARTIES</b>		
<b>T.F Apparels</b>		
Loan paid during the year	28,800,000	-
Loan receipt during the year	28,800,000	-

The Company did not charge any commission from Ms. Shehla Tariq on trades carried out through the Company.

## 25. FINANCIAL INSTRUMENTS

### 25.1 Financial risk analysis

The Company's activities expose it to a variety of financial risks: credit risk, liquidity risk and market risk (interest/mark-up rate risk and price risk). The Company's overall risk management program focuses on the unpredictability of financial markets and seeks to minimize potential adverse effects on the financial performance. The Company consistently manages its exposure to financial risk without any material change from previous periods in the manner described in notes below.

The Board of Directors has overall responsibility for the establishment and oversight of Company's risk management framework. All treasury related transactions are carried out within the parameters of these policies.



### 25.1.1 Market risk

Market risk means that the future cash flows of a financial instrument will fluctuate because of changes in market prices such as foreign exchange rates, equity prices and interest rates. The objective is to manage and control market risk exposures within acceptable parameters, while optimizing the return. Market risk comprises of three types of risks: foreign currency risk, price risk and interest rate risk. The market risks associated with the Company's business activities are discussed as under:

#### i) Foreign currency risk

Foreign currency risk is the risk that the fair value or future cash flows of a financial instrument will fluctuate because of changes in foreign exchange rates. As of the reporting date, the Company was not exposed to currency risk since there were no foreign currency transactions and balances at the reporting date.

#### ii) Price risk

Price risk represents the risk that the fair value of a financial instrument will fluctuate because of changes in the market prices (other than those arising from interest/ mark up rate risk or currency risk), whether those changes are caused by factors specific to the individual financial instrument or its issuer, or factors affecting all or similar financial instruments traded in the market. The Company manages price risk by monitoring the exposure in quoted securities and implementing the strict discipline in internal risk management and investment policies, which includes disposing of its own quoted investment and collateral held before it led the Company to incur significant mark-to-market and credit losses. As of the reporting date, the Company was exposed to price risk since it had investments in quoted securities amounting to Rs. 81.8 million (2021: 36.9 million) and also because the Company held collaterals in the form of equity securities against their debtor balances.

The carrying value of investments subject to price risk is based on quoted market prices as of the reporting date. Market prices are subject to fluctuation and consequently the amount realized in the subsequent sale of an investment may significantly differ from the reported market value. Fluctuation in the market price of a security may result from perceived changes in the underlying economic characteristics of the investee, the relative price of alternative investments and general market conditions. Furthermore, the amount realized in the sale of a particular security may be affected by the relative quantity of the security being sold.

#### Sensitivity analysis:

The table below summarizes Company's price risk as of June 30, 2022 and 2021 and shows the effects of a hypothetical 10% increase and a 10% decrease in market prices as at the year end reporting dates. The selected hypothetical change does not reflect what could be considered to be the best or worst case scenarios. Indeed, results could be worse because of the nature of markets and the aforementioned concentrations existing in Company's investment portfolio.

		Fair value	Hypothetical price change	Estimated fair value after hypothetical change in prices	Hypothetical increase / (decrease) in shareholders' equity	Hypothetical increase / (decrease) in profit / (loss) after tax
June 30, 2022	Rupees	81,847,774	10% increase	90,032,551	6,957,060	6,957,060
			10% decrease	73,662,997	(6,957,060)	(6,957,060)
June 30, 2021	Rupees	36,952,591	10% increase	40,647,850	3,140,970	3,140,970
			10% decrease	33,257,332	(3,140,970)	(3,140,970)

iii) Interest rate risk

Interest / mark-up rate risk is the risk that value of a financial instrument or future cash flows of a financial instrument will fluctuate due to changes in the market interest / mark-up rates. Sensitivity to interest / mark up rate risk arises from mismatches of financial assets and liabilities that mature or re-price in a given period. The Company manages these mismatches through risk management strategies where significant changes in gap position can be adjusted.

At the reporting date, the interest rate profile of the Company's significant interest bearing financial instruments was as follows:

	2022	2021	2022	2021
	Effective interest rate (%)		Carrying amounts (Rs.)	
<b>Financial assets</b>				
Bank deposits - <i>pls account</i>	<u>5.5% - 12.25%</u>	<u>5.5%</u>	<u>11,021,737</u>	<u>40,126,561</u>
<b>Financial assets</b>				
Short term borrowing - secured	<u>9.51%-17.16%</u>	<u>9.34%-15.84%</u>	<u>34,623,893</u>	<u>20,267,797</u>

*Sensitivity analysis*

The Company does not account for any fixed rate financial assets and liabilities at fair value through profit or loss. Therefore, a change in interest rate would not affect the carrying amount of any financial instrument.

The following information summarizes the estimated effects of 1% hypothetical increases and decreases in interest rates on cash flows from financial assets and financial liabilities that are subject to interest rate risk. It is assumed that the changes occur immediately and uniformly to each category of instrument containing interest rate risk. The hypothetical changes in market rates do not reflect what could be deemed best or worst case scenarios. Variations in market interest rates could produce significant changes at the time of early repayments. For these reasons, actual results might differ from those reflected in the details specified below. The analysis assumes that all other variables remain constant.

	Effect on profit after tax	
	100 bp increase	100 bp decrease
<b>As at June 30, 2022</b>		
Cash flow sensitivity-Variable rate financial instruments	<u>(236,022)</u>	<u>236,022</u>
<b>As at June 30, 2021</b>		
Cash flow sensitivity-Variable rate financial instruments	<u>198,588</u>	<u>(198,588)</u>

25.1.2 *Credit risk*

Credit risk is the risk that one party to a financial instrument will fail to discharge an obligation and cause the other party to incur a financial loss, without taking into account the fair value of any collateral. Concentration of credit risk arises when a number of counter parties are engaged in similar business activities or have similar economic features that would cause their ability to meet contractual obligations to be similarly affected by changes in economics, political or other conditions. Concentrations of credit risk indicate the relative sensitivity of the Company's performance to developments affecting a particular industry.

*L*

## Exposure to credit risk

Credit risk of the Company mainly arises from deposits with banks, trade debts, short term loans, deposits and other receivables. The carrying amount of financial assets represents the maximum credit exposure. To reduce the exposure to credit risk, the Company has developed its own risk management policies and guidelines whereby clients are provided trading limits according to their net worth and proper margins are collected and maintained from the clients. The management continuously monitors the credit exposure towards the clients and makes provision against those balances considered doubtful of recovery.

The Company's management, as part of risk management policies and guidelines, reviews clients' financial position, considers past experience, obtain authorized approvals and arrange for necessary collaterals in the form of equity securities to reduce credit risks and other factors. These collaterals are subject to market risk which ultimately affects the recoverability of debts. Further, credit risk on liquid funds is limited because the counter parties are banks with reasonably high credit ratings.

The Company's policy is to enter into financial contracts in accordance with the internal risk management policies, investment and operational guidelines approved by the Board of Directors.

The carrying amount of financial assets represent the maximum credit exposure at the reporting date, which are detailed as follows:

	2022	2021
	Rupees	
Long term deposits and advances	4,754,300	4,754,300
Trade debts	9,609,187	9,052,697
Receivable against margin financing	-	12,989,256
Short term loan, deposits and other receivables	807,179	26,608,474
Bank balances	11,083,696	40,188,520
	<u>26,254,362</u>	<u>93,593,247</u>

No impairment has been recognized as the security against the same is adequate or counter parties have sound financial standing.

	2022		2021	
	Gross	Life time expected credit losses	Gross	Life time expected credit losses
Upto 90 days	9,597,823	-	9,043,289	-
More than 90 days but upto 180 days	7,430	-	9,408	-
More than 180 days but upto 1 year	3,234	-	-	-
Above 1 year	700	-	-	-
	<u>9,609,187</u>	<u>-</u>	<u>9,052,697</u>	<u>-</u>

The credit quality of Company's liquid funds can be assessed with reference to external credit ratings as follows:

Banks	Short term rating	Credit rating agency	2022	2021
			Rupees	
JS Bank Limited	A-1+	PACRA	11,021,737	40,126,561
Bank Alfalah Limited	A-1+	PACRA	34,460	34,460
MCB Bank Limited	A-1+	PACRA	20,049	20,049
Summit Bank Limited	A-3	JCR-VIS	7,450	7,450
			<u>11,083,696</u>	<u>40,188,520</u>

Due to the Company's long standing business relationships with these counter parties and after giving due consideration to their strong financial standing, management does not expect non-performance by these counter parties on their obligations to the Company. Accordingly, the credit risk is minimal.

The Company writes off a defaulted financial asset when there remains no reasonable probability of recovering the carrying amount of the asset through available means.

### 25.1.3 Liquidity risk

Liquidity risk is the risk that the Company will not be able to meet its financial obligations as they fall due. Prudent liquidity risk management implies maintaining sufficient cash and marketable securities, the availability of adequate funds through committed credit facilities and the ability to close out market positions due to dynamic nature of the business.

On the reporting date, the Company had bank balance amounting to Rs. 11.01 million (2021: Rs. 40.2 million) and liquid assets in the form of short term securities amounting to Rs. 81.8 million (2021: Rs.36.9 million).

The following are the contractual maturities of financial liabilities excluding estimated interest payments::

	30-Jun-22					
	Carrying amount	Contractual cashflows	Six months or less	Six to twelve months	One to five years	More than five years
	(Rupees)					
<b>Financial liabilities</b>						
Trade and other payables	13,267,714	13,267,714	13,267,714	-	-	-
Short term borrowing (including accrued markup)	36,191,565	36,191,565	36,191,565	-	-	-
	<u>49,459,279</u>	<u>49,459,279</u>	<u>49,459,279</u>	-	-	-
	30-Jun-21					
	Carrying amount	Contractual cash flows	Six months or less	Six to twelve months	One to five years	More than five years
	(Rupees)					
<b>Financial liabilities</b>						
Trade and other payables	43,879,015	43,879,015	43,879,015	-	-	-
Short term borrowing (including accrued markup)	20,734,340	20,734,340	20,734,340	-	-	-
	<u>64,613,355</u>	<u>64,613,355</u>	<u>64,613,355</u>	-	-	-

## 25.2 Financial instruments by categories

As at June 30, 2022	30-Jun-22		
	At fair value through profit or loss	At Amortized cost	Total
<b>Financial assets</b>			
Long term deposits and advances	-	4,754,300	4,754,300
Short term investments	81,847,774	-	81,847,774
Trade debts	-	9,609,187	9,609,187
Receivable against margin financing	-	-	-
Loans, deposit and other receivables	-	807,179	807,179
Cash and bank balances	-	11,088,696	11,088,696
	<u>81,847,774</u>	<u>26,259,362</u>	<u>108,107,136</u>
<b>As at June 30, 2022</b>			<b>Financial liabilities at amortized cost</b>
<b>Financial liabilities</b>			<b>— Rupees —</b>
Trade and other payables			13,267,714
Short term borrowing (including accrued markup)			36,191,565
			<u>49,459,279</u>
<b>As at June 30, 2021</b>			<b>Financial liabilities at amortized cost</b>
<b>Financial assets</b>			<b>— Rupees —</b>
Long term deposits and advances	-	4,754,300	4,754,300
Short term investments	36,952,591	-	36,952,591
Trade debts	-	9,052,697	9,052,697
Receivable against margin financing	-	12,989,256	12,989,256
Loans, deposit and other receivables	-	26,608,474	26,608,474
Cash and bank balances	-	40,193,520	40,193,520
	<u>36,952,591</u>	<u>93,598,247</u>	<u>130,550,838</u>
<b>As at June 30, 2021</b>			<b>Financial liabilities at amortized cost</b>
<b>Financial liabilities</b>			<b>— Rupees —</b>
Trade and other payables			43,879,015
Short term borrowing (including accrued markup)			20,734,340
			<u>64,613,355</u>

## 26. FAIR VALUE OF ASSETS AND LIABILITIES

Fair value is the price that would be received to sell an asset or paid to transfer a liability in an orderly transaction between market participants at the measurement date. Consequently, differences can arise between carrying values and the fair value estimates.

The Company measures fair value of its assets and liabilities using the following fair value hierarchy that reflects the significance of the inputs used in making the measurements:

Level 1 : Quoted market price (unadjusted) in an active market.

Level 2 : Valuation techniques based on observable inputs.

Level 3: Valuation techniques using significant unobservable inputs. This category includes all instruments where the valuation technique includes inputs not based on observable data.

Fair values of financial assets that are traded in active markets are based on quoted market prices. For all other financial instruments the Company determines fair values using valuation techniques unless the instruments do not have a market/ quoted price in an active market and whose fair value cannot be reliably measured.

Valuation techniques used by the Company include discounted cash flow model. Assumptions and inputs used in the valuation technique mainly include risk-free rate, equity risk premium, long term growth rate and projected rates of increase in revenues, other income and expenses. The objective of valuation techniques is to arrive at a fair value determination that reflects the price of the financial instrument at the reporting date that would have been determined by market participants acting at arm's length.

Valuation models for valuing securities for which there is no active market requires significant unobservable inputs and a higher degree of judgment and estimation in the determination of fair value. Judgment and estimation are usually required for selection of the appropriate valuation model to be used, determination of expected future cash flows on the financial instrument being valued and selection of appropriate discount rates, etc.

The table below analyses assets measured at fair value at the end of the reporting period by the level in the fair value hierarchy into which the fair value measurement is categorized:

June 30, 2022	Level 1	Level 2	Level 3	Total
	Amount in Rupees			
<i>Financial assets measured at fair value</i>				
Short term investments	81,847,774	-	-	81,847,774
June 30, 2021	Level 1	Level 2	Level 3	Total
	Amount in Rupees			
<i>Financial assets measured at fair value</i>				
Short term investments	36,952,591	-	-	36,952,591

## 27. CAPITAL

### 27.1 Management of capital

The Company's objectives when managing capital are to safeguard the Company's ability to continue as a going concern in order to provide returns for shareholders and benefits for other stakeholders and to maintain an optimal capital structure.

Following is the capital analysis of what company manages as capital:

	2022	2021
	Rupees	
<b>Borrowings:</b>		
Short term borrowing	34,623,893	20,267,797
<b>Shareholder's equity:</b>		
Issued, subscribed and paid up capital	75,000,000	75,000,000
Unappropriated profit	2,730,418	2,156,755
	77,730,418	77,156,755
<b>Total capital managed by the Company</b>	<b>112,354,311</b>	<b>97,424,552</b>

The Company is not subject to any externally imposed capital requirements other than the ones specified in notes 27.1 and 27.2 below.

### 27.2 The Capital Adequacy Level as defined by Central Depository Company (CDC) is calculated as follows:

	2022	2021
	Rupees	
Total assets	127,189,697	141,770,110
Less: Total liabilities	(49,459,279)	(64,613,355)
Less: revaluation reserves (created upon revaluation of fixed assets)	-	-
<b>Capital Adequacy Level</b>	<b>77,730,418</b>	<b>77,156,755</b>

#### 27.2.1 While determining the value of the total assets, notional value of the TRE Certificate as at year end as determined by Pakistan Stock Exchange has been considered.

*L*

273 Liquid Capital [as per the requirements of the Securities Brokers (Licencing and Operations) Regulations, 2016]

S.No.	Head of Account	Value in Pak Rupees	Hair Cut / Adjustments	Net Adjusted Value
<b>I. Assets</b>				
1.1	Property & Equipment	14,339,845	14,339,845	-
1.2	Intangible Assets	2,750,000	2,750,000	-
1.3	Investment in Govt. Securities	-	-	-
	<b>Investment in Debt Securities</b>			
	<b>If listed than:</b>			
	i. 5% of the balance sheet value in the case of tenure upto 1 year.	-	-	-
	ii. 7.5% of the balance sheet value, in the case of tenure from 1-3 years.	-	-	-
1.4	iii. 10% of the balance sheet value, in the case of tenure of more than 3 years.	-	-	-
	<b>If unlisted than:</b>			
	i. 10% of the balance sheet value in the case of tenure upto 1 year.	-	-	-
	ii. 12.5% of the balance sheet value, in the case of tenure from 1-3 years.	-	-	-
	iii. 15% of the balance sheet value, in the case of tenure of more than 3 years.	-	-	-
	<b>Investment in Equity Securities</b>			
	i. If listed 15% or VaR of each securities on the cutoff date as computed by the Securities Exchange for respective securities whichever is higher.	31,847,774	13,882,285	67,965,489
	ii. If unlisted, 100% of carrying value.	-	-	-
1.5	iii. 100% Haircut shall be applied to Value of Investment in any asset including shares of listed securities that are in Block, Freeze or Pledge status as on reporting date. Provided that 100% haircut shall not be applied in case of investment in those securities which are Pledged in favor of Stock Exchange Clearing House against Margin Financing requirements or pledged in favor of Banks against Short Term financing arrangements. In such cases, the haircut as provided in schedule III of the Regulations in respect of investment in securities.	-	-	-
1.6	Investment in subsidiaries	-	-	-
	<b>Investment in associated companies/undertaking</b>			
1.7	i. If listed 20% or VaR of each securities as computed by the Securities Exchange for respective securities whichever is higher.	-	-	-
	ii. If unlisted, 100% of net value.	-	-	-
1.8	Statutory or regulatory deposits basic deposits with the exchanges, clearing house or central depository or any other entity.	2,250,000	2,250,000	-
1.9	Margin deposits with exchange and clearing house.	-	-	-
1.10	Deposit with authorized intermediary against borrowed securities under SLB.	-	-	-
1.11	Other deposits and prepayments	2,504,300	2,504,300.00	-
1.12	Accrued interest, profit or mark-up on amounts placed with financial institutions or debt securities etc.	123,979	-	123,979
	100% in respect of markup accrued on loans to directors, subsidiaries and other related parties	-	-	-
1.13	Dividends receivables.	-	-	-
1.14	Amounts receivable against Repo financing. Amount paid as purchaser under the REPO agreement. ( <i>Securities purchased under repo arrangement shall not be included in the investments.</i> )	-	-	-
1.15	i. Short Term Loan To Employees: Loans are Secured and Due for repayment within 12 months.	-	-	-
	ii. Advance tax to the extent it is netted with provision of taxation.	1,992,716	1,992,716	-
	ii. Other Receivables other than trade receivables	-	-	-
1.16	<b>Receivables from clearing house or securities exchange(s)</b>			
	i. 100% value of claims other than those on account of entitlements against trading of securities in all markets including MtM gains.	-	-	-
	ii. Receivable on entitlements against trading of securities in all markets including MtM gains.	683,200	-	683,200



S. No.	Head of Account	Value in Pak Rupees	Hair Cut / Adjustments	Net Adjusted Value
<b>I. Assets</b>				
1.17	Receivables from customers			
	i. In case receivables are against margin financing, the aggregate if (i) value of securities held in the blocked account after applying VAR based Haircut, (ii) cash deposited as collateral by the finacee (iii) market value of any securities deposited as collateral after applying VaR based haircut. <i>i. Lower of net balance sheet value or value determined through adjustments.</i>	-	-	-
	ii. In case receivables are against margin trading, 5% of the net balance sheet value. <i>ii. Net amount after deducting haircut</i>	-	-	-
	iii. In case receivables are against securities borrowings under SLB, the amount paid to NCCPL as collateral upon entering into contract. <i>iii. Net amount after deducting haircut</i>	-	-	-
	iv. In case of other trade receivables not more than 5 days overdue, 0% of the net balance sheet value. <i>iv. Balance sheet value</i>	406,534	-	406,534
	v. In case of other trade receivables are overdue, or 5 days or more, the aggregate of (i) the market value of securities purchased for customers and held in sub-accounts after applying VAR based haircuts, (ii) cash deposited as collateral by the respective customer and (iii) the market value of securities held as collateral after applying VaR based haircuts. <i>v. Lower of net balance sheet value or value determined through adjustments</i>	112,436	111,735	111,735
	<i>vi. 100% haircut in the case of amount receivable form related parties.</i>	9,090,217	9,090,217	-
1.18	<b>Cash and Bank balances</b>			
	i. Bank Balance-proprietary accounts	46,058	-	46,058
	ii. Bank balance-customer accounts	11,037,638	-	11,037,638
	iii. Cash in hand	5,000	-	5,000
1.19	<i>Subscription money aginast investment in IPO / offer for sale (asset)</i> No haircut may be applied in respect of amount paid as subscription money provided that shares have not been allotted or are not included in the investments of securities broker.	-	-	-
1.19	<b>Total Assets</b>	<b>127,189,697</b>		<b>80,379,633</b>
<b>2. Liabilities</b>				
2.1	<b>Trade Payables</b>			
	i. Payable to exchanges and clearing house	-	-	-
	ii. Payable against leveraged market products	-	-	-
	iii. Payable to customers	11,037,638	-	11,037,638
2.2	<b>Current Liabilities</b>			
	i. Statutory and regulatory dues	-	-	-
	ii. Accruals and other payables	3,797,748	-	3,797,748
	iii. Short-term borrowings	34,623,893	-	34,623,893
	iv. Current portion of subordinated loans	-	-	-
	v. Current portion of long term liabilities	-	-	-
	vi. Deferred Liabilities	-	-	-
	vii. Provision for taxation	-	-	-
	viii. Other liabilities as per accounting principles and included in the financial statements	-	-	-
2.3	<b>Non-Current Liabilities</b>			
	i. Long-Term financing	-	-	-
	a. 100% haircut may be allowed against Long-Term financing obtained from financial institution including amount due against finance leases	-	-	-
	ii. Staff retirement benefits	-	-	-
	iii. Other liabilities as per accounting principles and included in the financial statements	-	-	-

L

S. No.	Head of Account	Value in Pak Rupees	Hair Cut / Adjustments	Net Adjusted Value
<b>2. Liabilities</b>				
2.4	<b>Subordinated Loans</b>	-	-	-
	100% of Subordinated loans which fulfill the conditions specified by SECP are allowed to be deducted.	-	-	-
2.5	<b>Advance against shares for increase in capital of securities broker</b>			
	100% haircut may be applied in respect of advance against shares if:			
	a. The existing authorized share capital allows the proposed enhanced share capital			
	b. Board of Directors of the company has approved the increase in capital			
	c. Relevant Regulatory approvals have been obtained			
	d. There is no unreasonable delay in issue of shares against advance and all regulatory requirements relating to the increase in paid up capital have been completed			
	e. Auditor is satisfied that such advance is against the increase of capital			
2.5	<b>Total Liabilities</b>	49,459,279		49,459,279
<b>3. Ranking Liabilities Relating to :</b>				
3.1	<b>Concentration in Margin Financing</b>			
	The amount calculated client-to-client basis by which any amount receivable from any of the financees exceed 10% of the aggregate of amounts receivable from total financees.	-	-	-
3.2	<b>Concentration in securities lending and borrowing</b>			
	The amount by which the aggregate of: (i) Amount deposited by the borrower with NCCPL (ii) Cash margins paid and (iii) The market value of securities pledged as margins exceed the 110% of the market value of shares borrowed	-	-	-
3.3	<b>Net underwriting Commitments</b>			
	(a) in the case of right issues : if the market value of securities is less than or equal to the subscription price: the aggregate of: (i) the 50% of Haircut multiplied by the underwriting commitments and (ii) the value by which the underwriting commitments exceeds the market price of the securities. In the case of rights issues where the market price of securities is greater than the subscription price, 5% of the Haircut multiplied by the net underwriting	-	-	-
	(b) in any other case : 12.5% of the net underwriting commitments	-	-	-
3.4	<b>Negative equity of subsidiary</b>			
	The amount by which the total assets of the subsidiary ( excluding any amount due from the subsidiary) exceed the total liabilities of the subsidiary	-	-	-
3.5	<b>Foreign exchange agreements and foreign currency positions</b>			
	5% of the net position in foreign currency. Net position in foreign currency means the difference of total assets denominated in foreign currency less total liabilities denominated in foreign currency	-	-	-
3.6	<b>Amount Payable under REPO</b>	-	-	-
3.7	<b>Repo adjustment</b>			
	In the case of financier/purchaser the total amount receivable under Repo less the 110% of the market value of underlying securities. In the case of financee/seller the market value of underlying securities after applying haircut less the total amount received less value of any securities deposited as collateral by the purchaser after applying haircut less any cash deposited by the purchaser.	-	-	-
3.8	<b>Concentrated proprietary positions</b>			
	If the market value of any security is between 25% and 51% of the total proprietary positions then 5% of the value of such security .If the market of a security exceeds 51% of the proprietary position, then 10% of the value of such security	-	-	1,099,754

S. No.	Head of Account	Value in Pak Rupees	Hair Cut / Adjustments	Net Adjusted Value
<b>3. Ranking Liabilities Relating to :</b>				
<b>Opening Positions in futures and options</b>				
3.9	i. In case of customer positions, the total margin requirements in respect of open positions less the amount of cash deposited by the customer and the value of securities held as collateral/ pledged with securities exchange after applying VaR haircuts	-	-	-
	ii. In case of proprietary positions, the total margin requirements in respect of open positions to the extent not already met	-	-	-
<b>Short sell positions</b>				
3.10	i. In case of customer positions, the market value of shares sold short in ready market on behalf of customers after increasing the same with the VaR based haircuts less the cash deposited by the customer as collateral and the value of securities held as collateral after applying VaR based Haircuts	-	-	-
	ii. In case of proprietary positions, the market value of shares sold short in ready market and not yet settled increased by the amount of VaR based haircut less the value of securities pledged as collateral after applying haircuts.	-	-	-
3.11	<b>Total Ranking Liabilities</b>	-	-	1,099,754
		<u>77,730,418</u>	Liquid Capital	<u>29,820,600</u>

## 28. NUMBER OF EMPLOYEES

The total number of employees and average number of employees at year end and during the year respectively are as follows:

	2022	2021
	----- Number -----	
Total number of employees as at	<u>6</u>	<u>5</u>
Average number of employees during the year	<u>7</u>	<u>5</u>

## 29. CORRESPONDING FIGURES

The corresponding figures have been rearranged and reclassified, wherever considered necessary for the purposes of comparison and better presentation. Major reclassifications of corresponding figures made in these financial statements are as follows:


Reclassified from component	Reclassified to component	— Rupees —
<i>Accrued expenses (Trade and other payables)</i>	<i>Dealer commission (Trade and other payables)</i>	<u>2,830,970</u>
<i>Accrued expenses (Trade and other payables)</i>	<i>Accrued mark up</i>	<u>466,543</u>

## 30. GENERAL

30.1 Figures have been rounded off to the nearest rupee.

30.2 These financial statements were authorized for issue by the Board of Directors of the Company in their meeting held on 31 OCT 2022.

  
 \_\_\_\_\_  
 CHIEF EXECUTIVE

  
 \_\_\_\_\_  
 DIRECTOR